



Appendix 5 Pressed Metal Ceilings



Pressed Tin Panels


All panels are aluminium which has been "conversion" coated. Panels readily accept paint. Please click on the images to see a close-up.



Bathurst panels are 910 x 1820 mm (Nominal 6' x 3') and each panel covers approximately 1.65 square metres.



Clarence panels are 605 x 1807 mm (Nominal 6' x 2') and cover approximately 1.09 square metres.



Fish Scale panels are 860 x 1745 mm (Nominal 6' x 3') and cover approximately 1.5 square metres.

Pressed Tin Panels

Awning Panels


Cornices

Cover Strips


Dado Panels

Corner Caps

Filler Strips




Floral panels are 902 x 1820 mm (Nominal 6' x 3') and cover approximately 1.64 square metres.




Geometric panels are 865 x 1730 mm (Nominal 6' x 3') and cover approximately 1.5 square metres.



Newington Panels are 1840mm x 620 mm (Nominal 6' x 2') and covers approximately 1.1 square metres.



St Pats panels are 600 mm (Nominal 2' x 2') square. They are very classy panels suiting many different applications.



Tulip panels are 900 x 1800 mm(Nominal 6' x 3') and cover approximately 1.62 square metres.

[Installation](#) | [Projects](#) | [History](#) | [Resellers](#) | [Home](#) | [Contact Us](#) | [Distributors](#) | [Order Form](#)

[Disclaimer](#) | [Sitemap](#) © 2001 Parville Pty. Ltd. All Rights Reserved. Website Development by AltivoE.com

